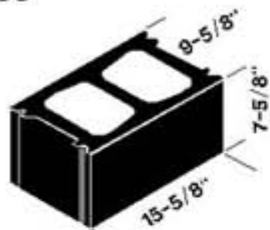


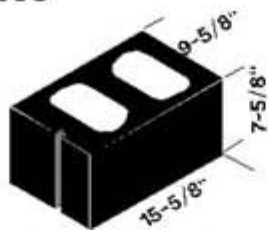
## 10 INCH BLOCKS

1000

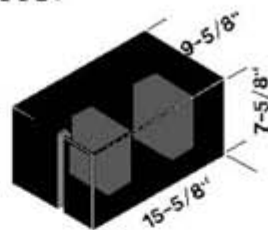


10x8x16 Stretcher

1000C

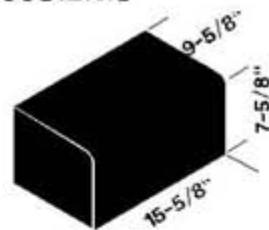
10x8x16 Corner Sash  
W/ Breaker

1000ST

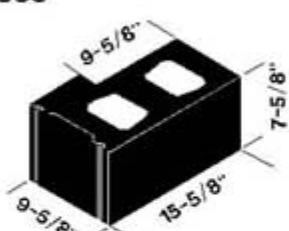


10x8x16 Solid Top

1000S1BN16

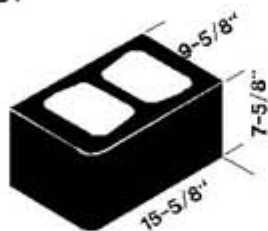
10x8x16 Solid  
Single Bullnose 16" side

1035



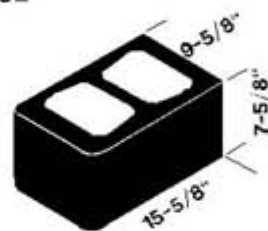
10x8x16 Retrun Corner

1001

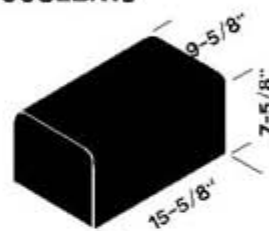


10x8x16 Single Bullnose

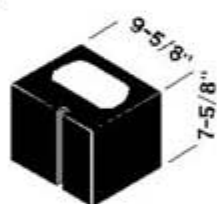
1002

10x8x16 Double Bullnose  
one end

1000S2BN16

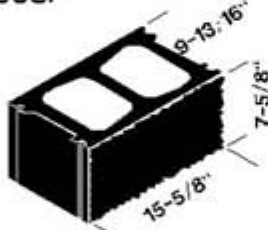
10x8x16 Solid Double Nose  
16" side

1009



10x8x8 Half

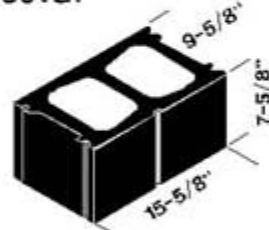
1000SF



10x8x16 Split Stretcher

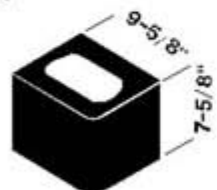
10x8x16 Split Corner Breaker  
W/ Sash

1000VG1




10x8x16 Single Score

10091



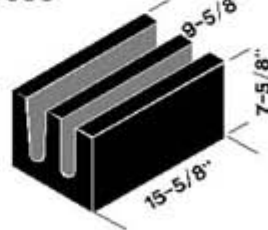
10x8x8 Half Single Bull Nose

10092



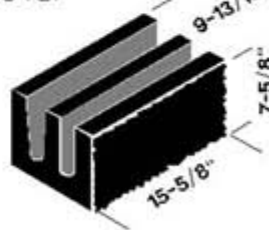
10x8x8 Double Bullnose Half

1030



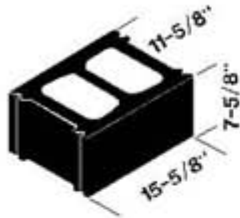
10x8x16 Bond Beam

1034SF



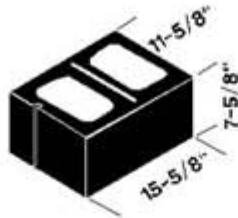
10x8x16 Split Bond Beam

1200



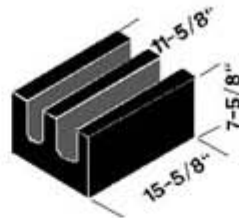
12x8x16 Stretcher

1200C



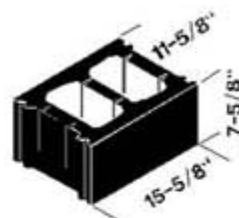
12x8x16 Corner Breaker

1230



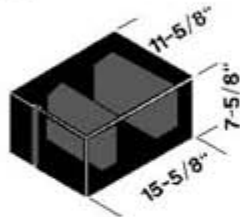
12x8x16 Bond Beam

1200KO



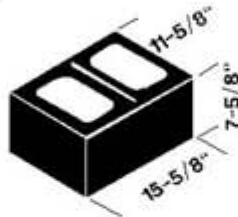
12x8x16 Knock Out BB

1200ST



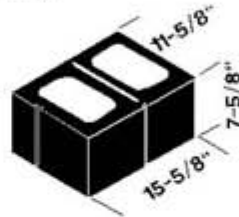
12x8x16 Solid Top

1207



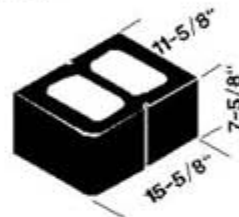
12x8x16 Pier

1200VG1

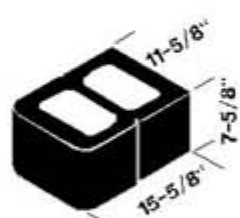


12x8x16 Single Score

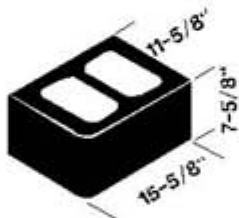
1201VG2

12x8x16 Single Bullnose  
Single Score

1202VG2

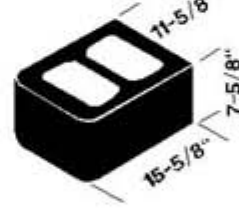
12x8x16 Double Bullnose  
1 end Single Score

1201

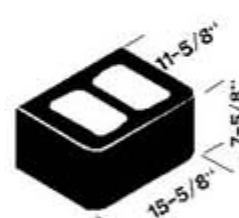


12x8x16 Single Bullnose

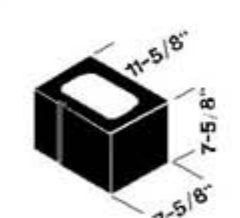
1202

12x8x16 Double Bullnose  
1 end

1203

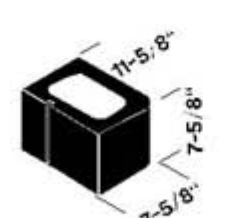
12x8x16 Double Bullnose  
1 Side

1209



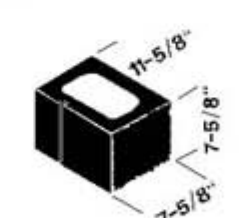
12x8x8 Half w/Sash

12091



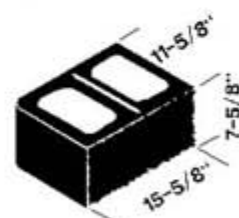
12x8x8 Half Single Bullnose

1209SF

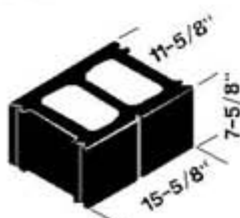


12x8x8 Half Split Face

1201SF

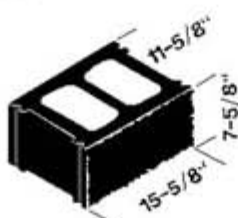
12x8x16 Split Face  
Single Bullnose

1200VG1

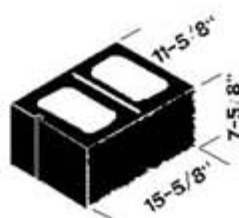


12x8x16 Single Score

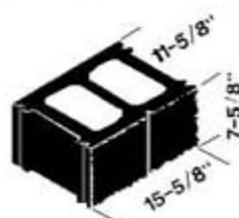
1200SF

12x8x16 Split Face  
Stretcher

1200SF

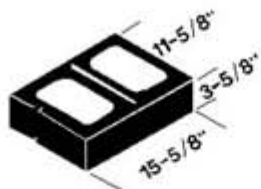
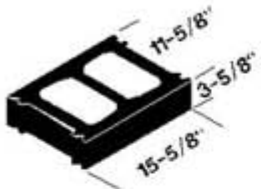
12x8x16 Split Face  
Corner Breaker w/ Sash

1200SFVG1

12x8x16 Split Face  
Single Score

1240

12" Craftsman Brick

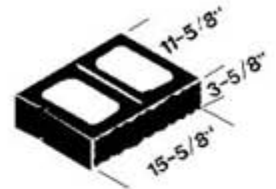
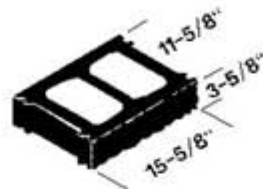


12x4x16 Half High Stretcher

12x4x16 Half High Corner Breaker w/ Sash

1240SF

12" Craftsman Brick

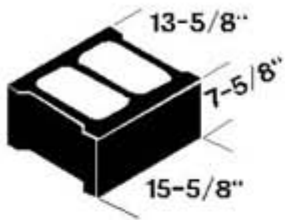


12x4x16 Half High Split Face Stretcher

12x4x16 Half High Split Face Corner Breaker w/ Sash

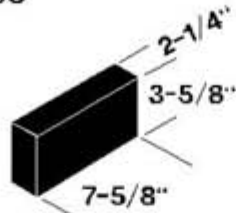

**14" BLOCKS, CONCRETE BRICKS AND MISCELLANEOUS**

1400



**14X8X16 STRETCHER**

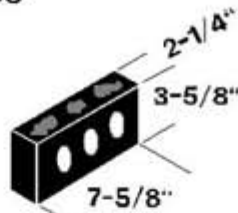
100SC



**Modular  
Solid Brick**

2-1/4" x 3-5/8" x 7-5/8"

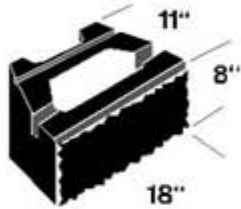
100C



**Modular  
Cored Brick**

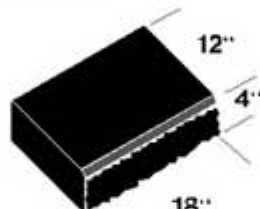
2-1/4" x 3-5/8" x 7-5/8"

MESSTD



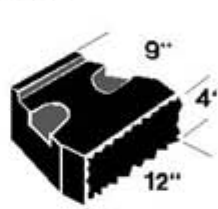
**11x8x18 Mesa Standard  
Retaining Wall Block**

MESCAPS



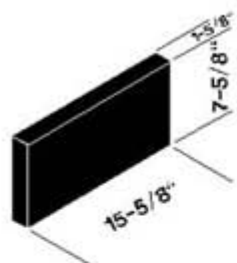
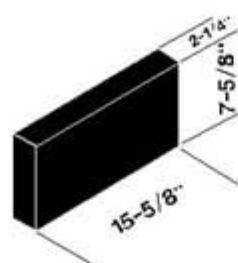
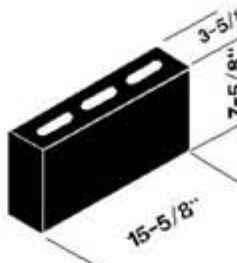
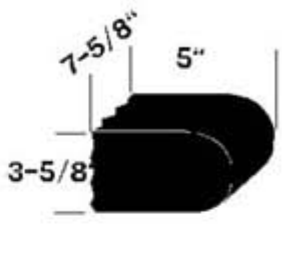
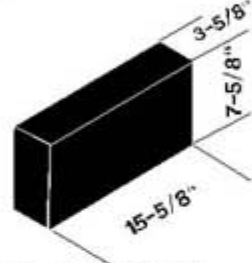
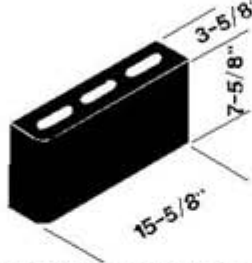
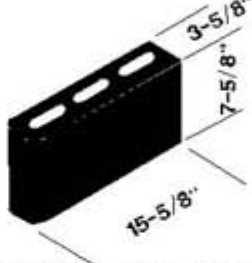
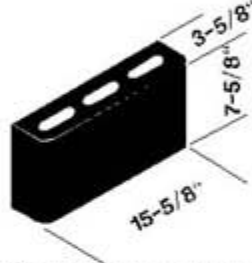
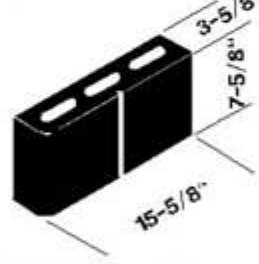
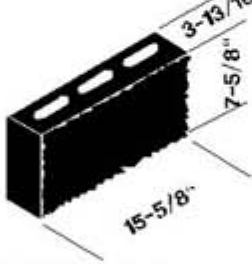
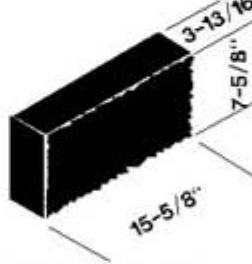
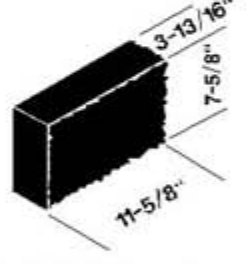
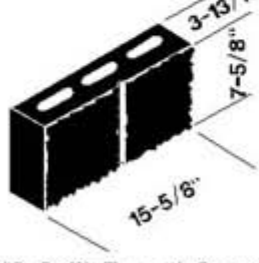
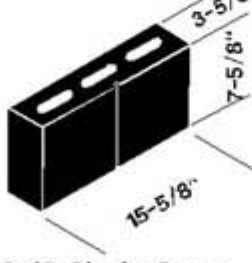
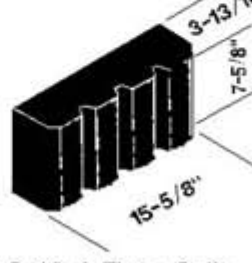
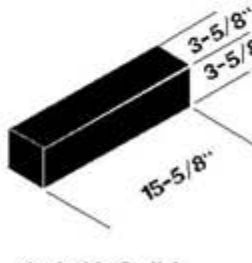
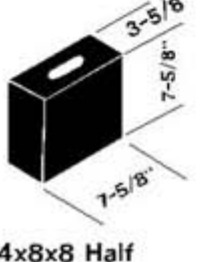
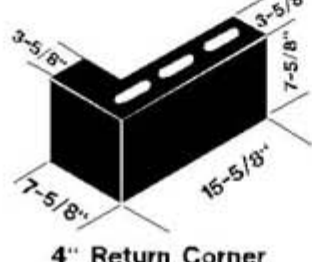
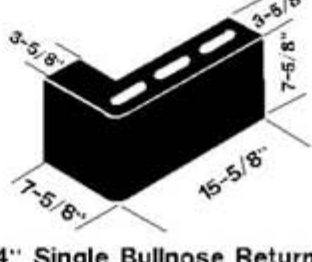

**12x4x18 Mesa Cap**

MESGAR



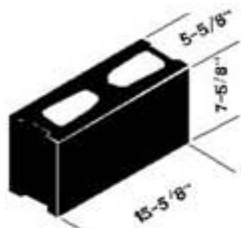
**9x4x12 Mesa Gardner**

**2 INCH, 3 INCH, AND 4 INCH BLOCKS**

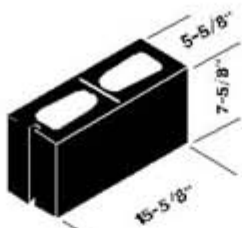
<p><b>200SC</b></p>  <p>2x8x16 Solid</p>	<p><b>300</b></p>  <p>3 x 8 x 16 Solid</p>	<p><b>400 C</b></p>  <p>4x8x16 Regular</p>	<p><b>404SF</b></p>  <p>5x4x8 Bullnose Accent Block</p>
<p><b>400S</b></p>  <p>4 x 8 x 16 Solid</p>	<p><b>401</b></p>  <p>4x8x16 Single Bullnose</p>	<p><b>402</b></p>  <p>4x8x16 Double Bullnose 1 end</p>	<p><b>403</b></p>  <p>4x8x16 Double Bullnose 1 Face</p>
<p><b>401VG1</b></p>  <p>4x8x16 Bullnose 1 Score</p>	<p><b>400SF</b></p>  <p>4x8x16 Split Face</p>	<p><b>400SSF</b></p>  <p>4x8x16 Solid Split Face</p>	<p><b>407SF</b></p>  <p>4x8x12 Split Return Corner</p>
<p><b>400SFVG1</b></p>  <p>4x8x16 Split Face 1 Score</p>	<p><b>400VG1</b></p>  <p>4x8x16 Single Score</p>	<p><b>490</b></p>  <p>4x8x16 4 Flute Split</p>	<p><b>423S</b></p>  <p>4x4x16 Solid</p>
<p><b>424</b></p>  <p>4x8x8 Half</p>	<p><b>435</b> B</p>  <p>4" Return Corner</p>	<p><b>436</b> B</p>  <p>4" Single Bullnose Return</p>	<p><b>WHEFLO5</b> Patent # D393,079</p>  <p>4x5x8 Wheeler Flourish</p>

## 6 INCH BLOCKS

600

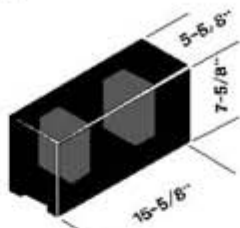


6x8x16 Stretcher



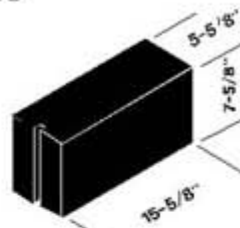
6x8x16 Corner Breaker Sash

600ST



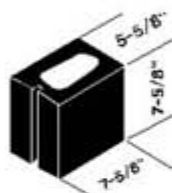
6x8x16 Solid Top

600S



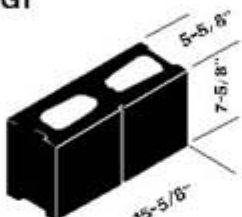
6x8x16 Solid

609



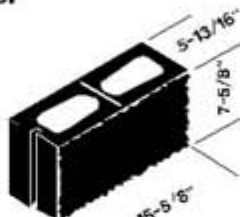
6x8x8 Half Sash

600VG1

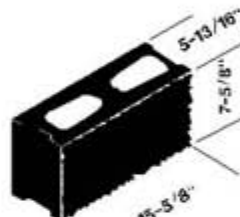


6x8x16 Single Score

600SF

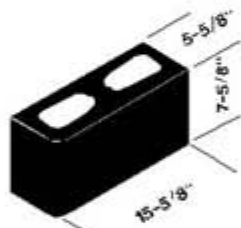


6x8x16 Split Face  
Corner Breaker Sash



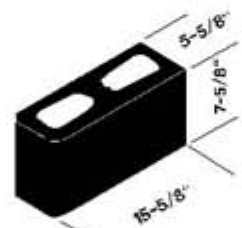
6x8x16 Split Face  
Stretcher

601



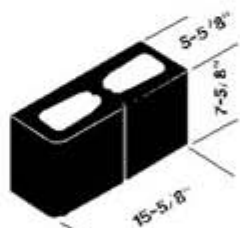
6x8x16 Single Bullnose  
1" R.

602



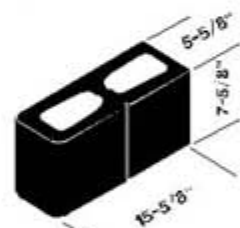
6x8x16 Double Bullnose  
1 End 1" R.

601VG1



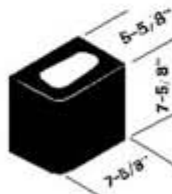
6x8x16 Single Bullnose  
1 Score

602VG1



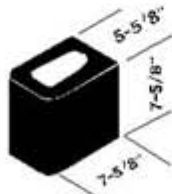
6x8x16 Double Bullnose  
1 Score

6091



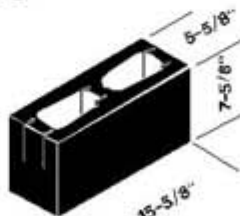
6x8x8 Half Single Bullnose

6092



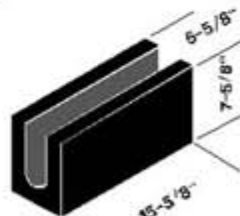
6x8x8 Half Double Bullnose

600KO



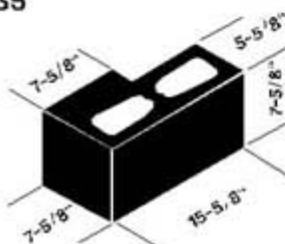
6x8x16 Knockout Bond Beam

630



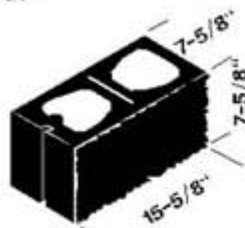
6x8x16 Bond Beam

635

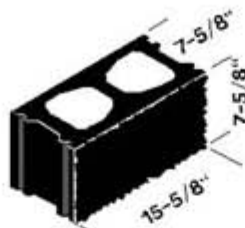


6x8x16 Return Corner

800SF

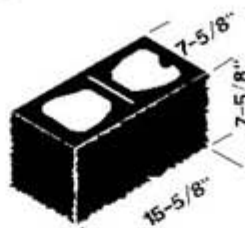


8x8x16 Corner Breaker Split Face



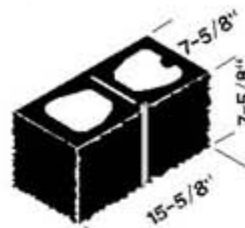
8x8x16 Stretcher Split Face

807SF



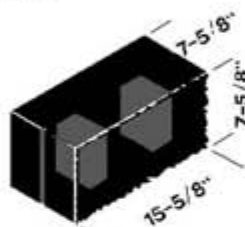
8x8x16 Split Return Corner

807SFVG1



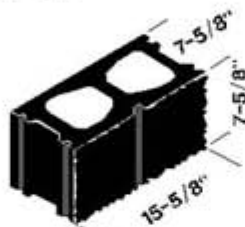
8x8x16 Split Return Corner Single Score

800STSF



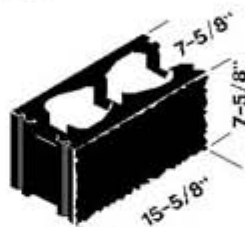
8x8x16 Solid Top Split Face

800SFVG1



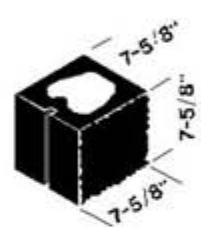
8x8x16 Split Face Single Score

800WSF



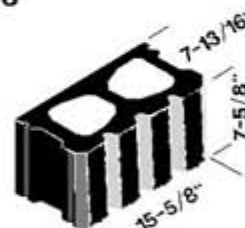
8x8x16 Split Face Open Bottom

809SF



8x8x8 Split Face Half

890



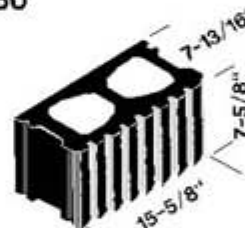
8x8x16 4 Flute Split

896



8x8x16 4 Flute Split Mitered Corner

860



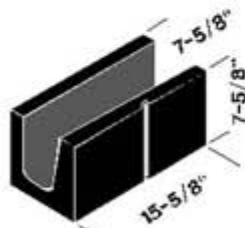
8x8x16 8 Flute Split

866



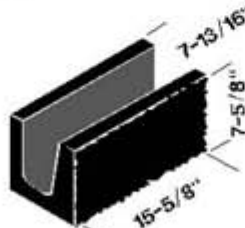
8x8x16 8 Fluted Split Mitered Corner

830VG1



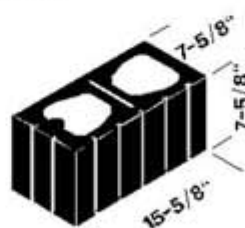
8x8x16 Bond Beam Single Score

834SF

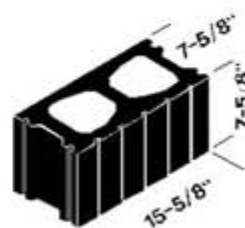


8x8x16 Split Bond Beam

800VG5

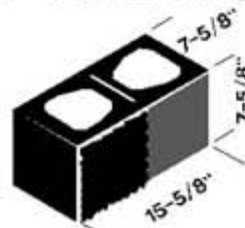


8x8x16 5 Score Return Corner



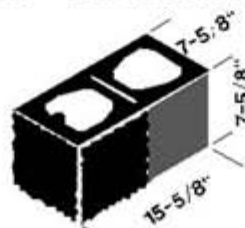
8x8x16 5 Score Stretcher

888 Patent Pending



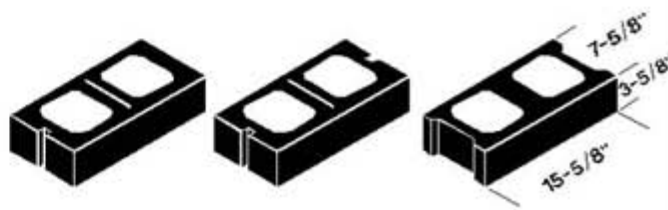
8x8x16 Half Split Face Half Smooth

888R Patent Pending



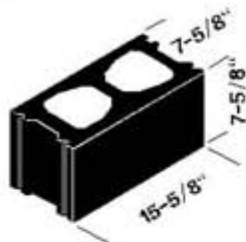
8x8x16 Half Split Half Smooth Return

840 Craftsman Brick

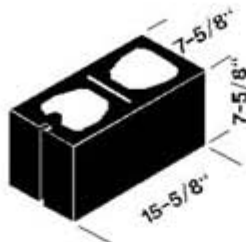


8x4x16 Corner 8x4x16 Double Sash w/ Breaker 8x4x16 Stretcher

800

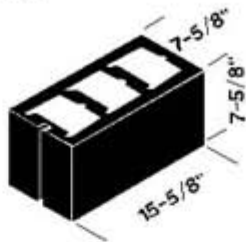


8x8x16 Regular



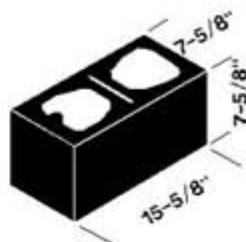
8x8x16 Corner Breaker

800KO



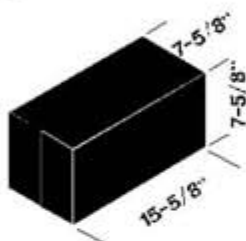
8x8x16 Utility Knock Out

807



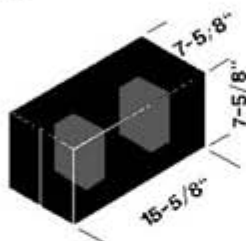
8x8x16 Pier

800S



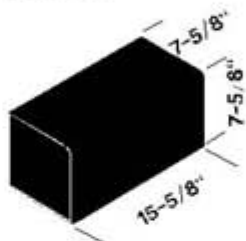
8x8x16 Solid

800ST

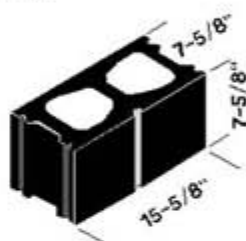


8x8x16 Cap

800S1BN16

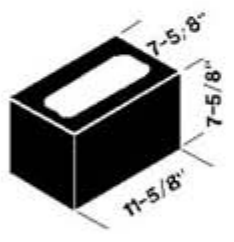
8x8x16 Solid  
Single 16" Side

800VG1



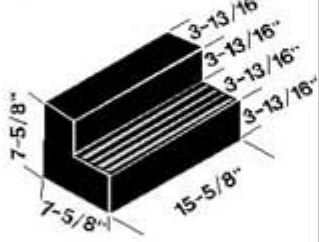
8x8x16 Single Score

810



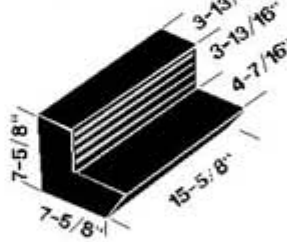
8x8x12 Smooth

824S



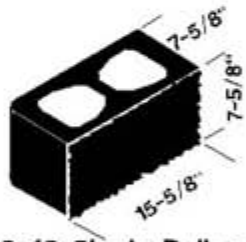
8x8x16 Solid Header L

824WFL

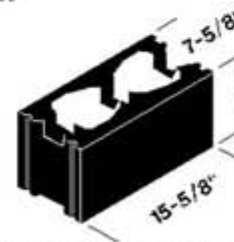


8x8x16 Wide Flange L

801SF

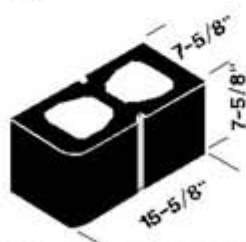
8x8x16 Single Bullnose  
Split Face

800W

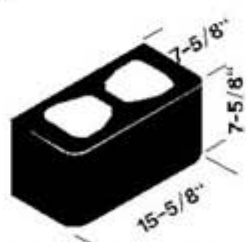


8x8x16 Open Bottom

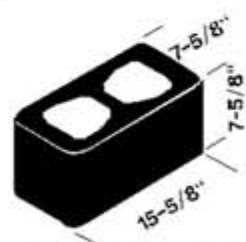
801VG2

8x8x16 Single Bull Nose  
2 Score 1" R.

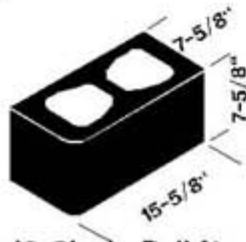
803

8x8x16 Double Bullnose  
1 Side 1" R.

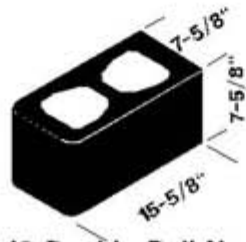
804

8x8x16 Double Bull Nose  
2 Ends 1" R.

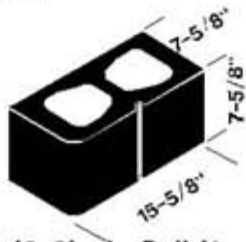
801

8x8x16 Single Bull Nose  
1" R.

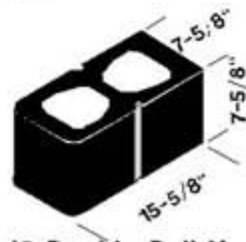
802

8x8x16 Double Bull Nose  
1 End 1" R.

801VG1

8x8x16 Single Bull Nose  
Single Score

802VG2

8x8x16 Double Bull Nose  
2 Score




8091



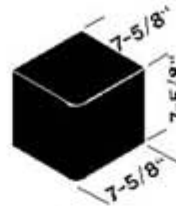
8x8x8 Single Bullnose  
Half 1" R.

8092



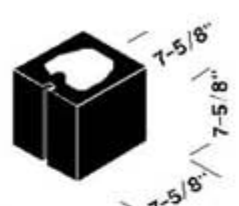
8x8x8 Double Bullnose  
Half Sash 1"R.

8091S



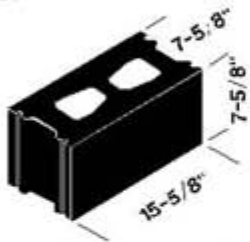
8x8x8 Half Solid  
Double Bullnose 1" R.

809



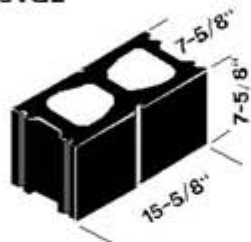
8x8x8 Half Sash

800F



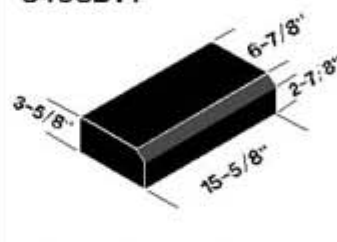
8x8x16 Fire Rated

800VG2



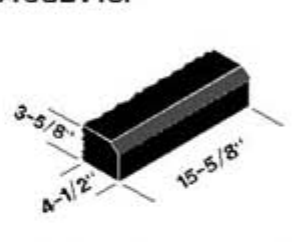
8x8x16 2 Score

840SBV1



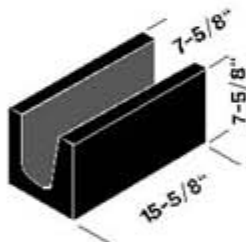
8x4x16 Solid w/ 16" Bevel

840SBV1SF



4.5x4x16 Solid SF w/ 16" Bevel

830



8x8x16 Bond Beam
