

Inside Split Face Corner Using 888 Half Split & Half Smooth

800SF



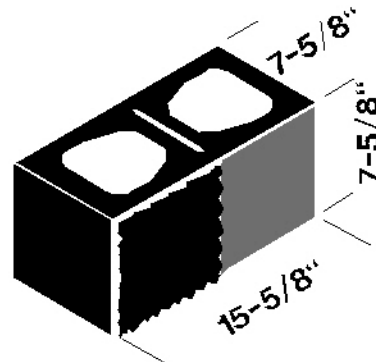
888



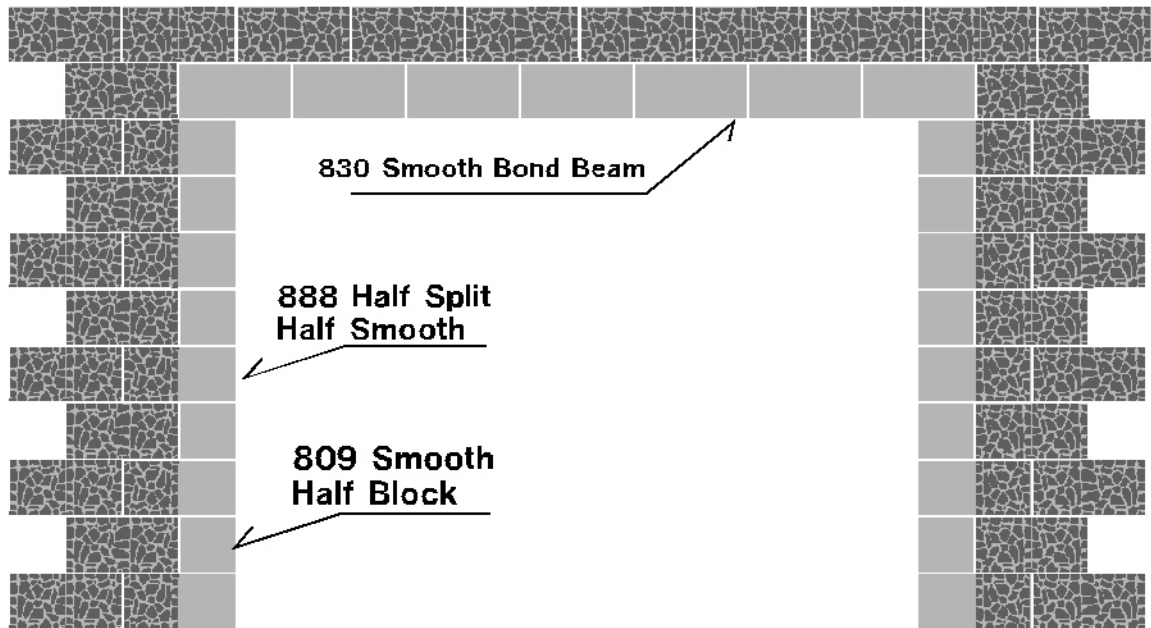
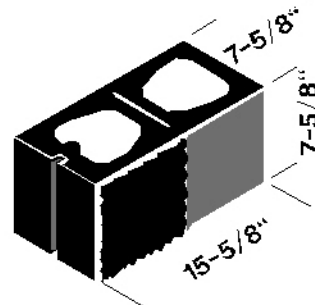
TOP VIEW

This block allows for a smooth joint when making an inside corner with an 8" split face.

888 Patent Pending



**8x8x16 Half Split Face
Half Smooth**

Truck Dock with 8 inch Smooth Surround in a Split Face Wall**888 Patent Pending****8x8x16 Half Split Face Half Smooth**

The 888 Half Split and Half Smooth block allows the mason to easily create a split face wall with an 8" smooth border around a truck dock door. By alternating 888's and 8" smooth halves he can create the vertical 8" smooth band needed for the dock seal. He then uses a standard smooth bond beam at the top to finish the 8" smooth band for the dock seal. This is the only block that allows for a normally bonded smooth band for a dock seal.